

LONG ARM DESKTOP STAND

Instruction

Product features:

Compatibility of the table

Suit thickness: 0-65mm.

High stability

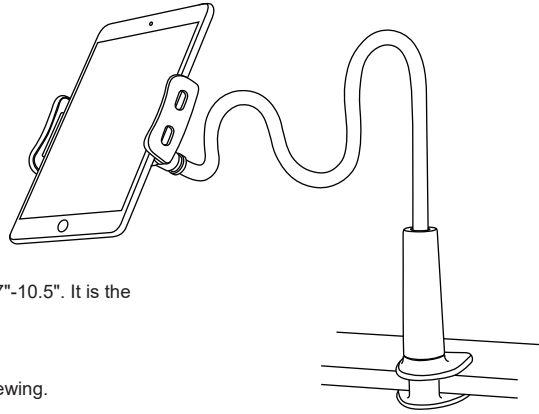
Designed with iron wire , no vibrations.

Compatibility of the device

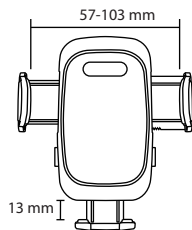
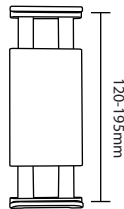
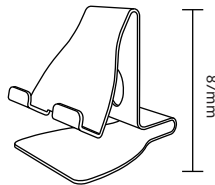
Compatible with smartphones/ tablets/Switch 4.7"-10.5". It is the screen diagonal measurement, not the width.

Adjustability

360 degree rotation ball head for your perfect viewing.



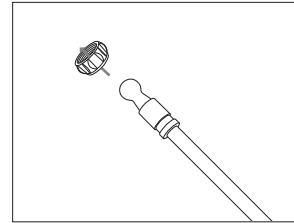
Accessories:



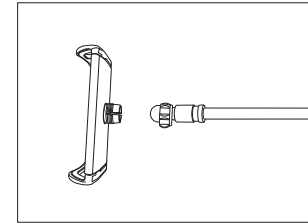
clamp arm width: 0-115mm



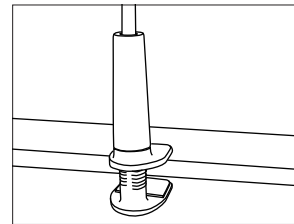
Install instructions:



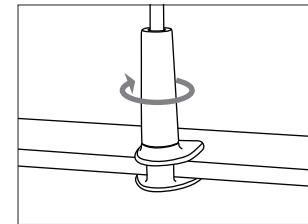
1. Insert the adjuster into the ball joint adapter.



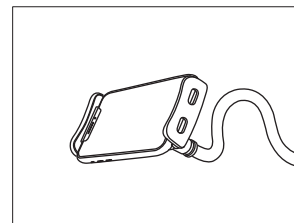
2. Insert the ball into the socket at the back of bracket, turn the adjuster to tighten.



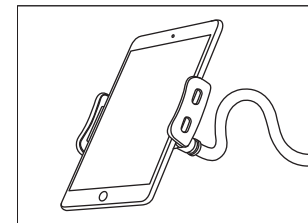
3. Twist the adjustable knob to suitable distance and mount it on desk.



4. Twist the adjustable knob to tighten.



5. Open the clamps, place your Smartphone into the bracket. Adjust the angle for best viewing.



6. Open the clamps, place your Tablet PC into the bracket. Adjust the angle for best viewing.